

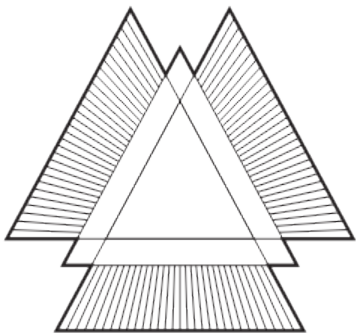


PRESENTATION FOR
*Webinars/Radio/
Podcasts*



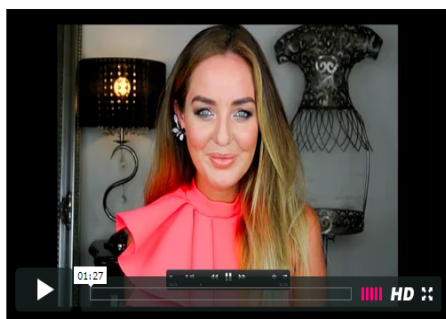


PRESENTATION FOR *Webinars/Radio/Podcasts*

- *Radio – you will want to get some photos of you at the station*
- *Podcast - they may be doing a screen recording at the same time*
- *Webinar - most of the time you will have an on-camera appearance at the beginning for your introduction*

WHAT TO WEAR

- *You only need to worry about your upper half for these types of appearances*
- *Concentrate on the neckline of your outfit*
- *Business up top and party on the bottom is totally fine*
- *Think about the end use of your appearance– are there any particular colors that you should be wearing...what will complement the branding on your website*



What's in the video series

- > How to get consistent paid jobs, and when its a good idea to do work experience or assist
- > How to approach potential clients and photographers and what strategies you can use to strengthen those relationships
- > How to be a superstar networker and get your work published and in front of agencies and brands

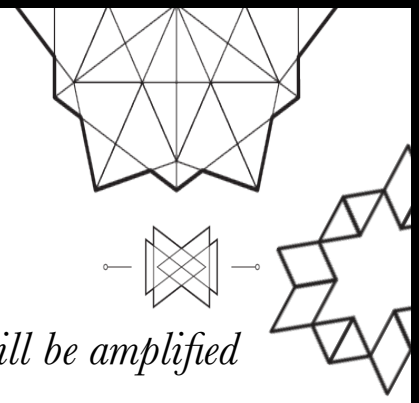
> The marketing and PR strategies that I personally use (and you should too!) in order to book my dream clients and get repeat business

Join our growing community of
empowered, educated stylists, on a mission to change the
world, one fabulous shoe at a time!

YES PLEASE, I'M IN!

PRESENTATION FOR

Webinars/Radio/Podcasts



- *Avoid anything that makes any kind of noise as this will be amplified during your presentation*
- *If you are hosting a webinar, keep in mind that you may be sitting down for 1-2 hours*

HAIR AND MAKEUP

- *No need to call in the professionals*
- *Make sure you are looking your best*
- *Spend a few minutes neatening yourself up to ensure your well received*

GROOMING

Consciously choose your outfit and ensure your face and hair are groomed appropriately